

2T
STROKES

**JUNTAS DE MOTOR
2 TIEMPOS**

**ENGINE GASKET
2 STROKES**

**GUARNIZIONI
MOTORE 2 TEMPI**

**JOINTS DE MOTEUR
2 TEMPS**

JUNTAS DE CULATA

CYLINDER HEAD GASKET

GUARNIZIONE TESTA

JOINT DE CULASSE


| REF | OEM |
|----------------|-------------|
| REC11141-98401 | 11141-98401 |

DT2, DT2.2 G-Y (1686-00)





| REF | OEM |
|----------------|-------------|
| REC11141-96344 | 11141-96344 |

DT25, DT30 K1-K2 (2001-02)






| REF | OEM |
|----------------|-------------|
| REC11141-98130 | 11141-98130 |

DT5, DT6, DT8 G-Y (1986-00)
DT6, DT8 Y-KS (2000-02)





| REF | OEM |
|----------------|-------------|
| REC11141-94450 | 11141-94450 |

DT40C-W-G-X (1986-99)


| REF | OEM |
|----------------|-------------|
| REC11141-93960 | 11141-93950 |

DT9.9D, DT15K-G-Y (1986-00)
DT9.9, DT15K1-K4 (2001-04)
DT15C (1989-97)






| REF | OEM |
|----------------|----------------------------|
| REC11141-94720 | 11141-94701 11141-94720 |

DT55, DT65J-X (1988-99)





| REF | OEM |
|----------------|-------------|
| REC11141-96303 | 11141-96344 |

DT20, DT25, DT30G-Y (1986-00)


| REF | OEM |
|----------------|----------------------------|
| REC11141-95505 | 11141-95505 11141-95621 |

DT75, DT85J-Y (1988-00)





| REF | OEM |
|----------------|-------------|
| REC11141-95D40 | 11141-95D40 |

DT25C, DT30C-K-Y (1989-00)






| REF | OEM |
|----------------|----------------------------|
| REC11141-87E90 | 11141-87D90 11141-87E20 |

DT25C, DT30C-K-Y (1989-00)





| REF | OEM |
|----------------|----------------------------|
| REC11141-94506 | 11141-94506 11141-94620 |

DT115, DT140G-Y (1986-00)
4 In line

| REF | OEM |
|----------------|----------------------------|
| REC11141-87D90 | 11141-87D90 11141-87D61 |

150/200 HP (1986)
V6




2T
STROKES

**GUÍA
JUNTAS DE CULATA**

**CYLINDER HEAD GASKET
GUIDE**

**GUIDA
GUARNIZIONE TESTA**

**GUIDE
JOINTS DE CULASSE**

| | | REF | RO OEM |
|----------------------|---------|----------------|-------------|
| DT2.2, DT2.2 G-Y | 1986-00 | REC11141-98401 | 11141-98411 |
| DT5, DT6, DT8 G-Y | 1986-00 | REC11141-98130 | 11141-98130 |
| DT6, DT8 Y-K2 | 2000-02 | REC11141-98130 | 11141-98130 |
| DT9.9K, DT15 K-G-Y | 1986-00 | REC11141-93960 | 11141-93950 |
| DT9.9, DT15 K1-K4 | 2001-04 | REC11141-93960 | 11141-93950 |
| DT15C | 1989-97 | REC11141-93960 | 11141-93950 |
| DT20, DT25, DT30 G-Y | 1986-00 | REC11141-96303 | 11141-96344 |
| DT25, DT30 C-K-Y | 1989-00 | REC11141-95D40 | 11141-95D40 |
| DT25, DT30 K1-K2 | 2001-01 | REC11141-96344 | 11141-96343 |

| | | REF | RO OEM |
|--------------------------|---------|----------------|-------------|
| DT40 C-W-G-X | 1986-99 | REC11141-94450 | 11141-94440 |
| DT55, DT65 J-X | 1988-99 | REC11141-94720 | 11141-94720 |
| DT75, DT85 J-Y | 1988-00 | REC11141-95505 | 11141-95621 |
| DT90, DT100 L-Y | 1990-00 | REC11141-87E90 | 11141-87E20 |
| DT115, DT140 G-Y | 1986-00 | REC11141-94506 | 11141-94620 |
| DT150, DT200, V6 | 1986-86 | REC11141-87D90 | 11141-87D61 |
| DT150, DT200, DT225 W-K3 | 1998-03 | REC11141-87D92 | 11141-87D32 |

SUZUKI

RECAMBIOS
MARINOS